



ROYAL CRUISER





ROYAL CRUISER IV

Well-designed instrument panel with Teleflex steering and controls.

A formica-covered galley with stainless steel sink and large ice box — even a specially slotted bread board to prevent crumbs falling onto the galley floor.

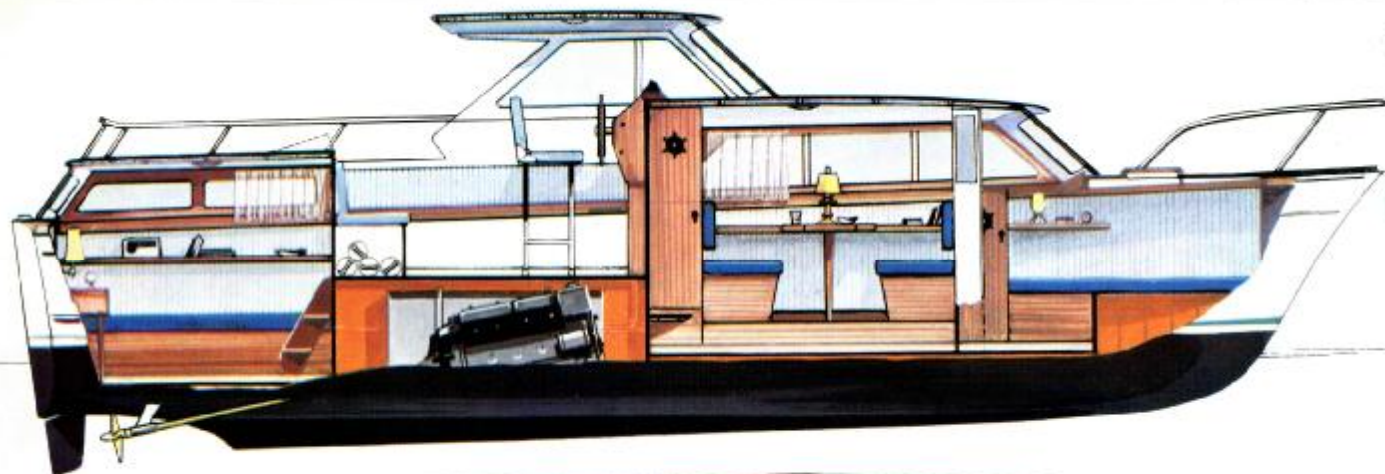


The comfortable dinette, convertible to double berth, has elegant formica covered table. There is ample stowage space beneath the seats with additional drawers under the step.



The Royal Cruiser IV has evolved from its smaller sisters, the 28 and 30 ft. Royals, to meet the needs of the owner who requires the ultimate in accommodation, sea-kindliness and comfortable family cruising at a realistic price.


General arrangement plan shows comfortable sleeping accommodation for six in three separate cabins. Double forward cabin divided from saloon by a bulkhead with perspex top. Saloon with dinette convertible to double berth. Spacious galley with large working top. Toilet compartment with w.c., wash basin and shower draining into a glass-fibre tray below the grating, the water being pumped out electrically. Cockpit with helmsman's and after seats. Aft two-berth stateroom with dressing table, mirror and wardrobe. Sun-deck above.





ROYAL CRUISER IV

Power is provided by twin Volvo Penta 92 h.p. M.D. 29 diesel engines. A speed of 17 knots is attained with minimum noise and vibration. Both engines are fitted with alternators which charge two heavy duty batteries, providing adequate lighting throughout. Available also for Royal Cruiser III, giving speed approx. 20 knots.



Fo'c'sle provides two comfortable berths with reading lights, hanging locker and hatch to fore deck.



Construction

The round bilge configuration, which is unique among fast cruisers, gives wonderful sea-kindliness and soft riding qualities. Built of finest selected mahogany on oak timbers with teak decks; copper fastenings; glass fibre cabin tops; safety glass throughout; stainless steel pulpit. Carpet throughout.

Standard equipment

Mattresses (foam)	Teleflex controls
Curtains	Ice box
Electric lighting	Engine extractor fan
Electric navigation lights	Electric bilge pump
Windscreen wipers	Boat hook
Helmsman's seat	Cradle

Dimensions

Sleeping capacity	6	
Length over all	34 ft.	10.30 m.
Beam	10 ft. 6 in.	3.20 m.
Draft	3 ft.	0.90 m.
Height from waterline	10 ft. 2 in.	3.10 m.
Headroom: Cabin	6 ft. 3 in.	1.90 m.
Wheelhouse	6 ft. 3 in.	1.90 m.
Aft cabin	5 ft. 5 in.	1.65 m.
Weight	5 tons approx.	ca 5 ton
Fuel capacity	2 x 66 gallons	2 x 300 l.
Water capacity	35 gallons	160 l.
Decks	teak	
Cockpit floor	vinyl	
Length of berths, approx.	6 ft. 5 in.	1.95 m






ROYAL CRUISER III

The cabin is wonderfully bright and spacious, with all-round view.

BB-100 Volvo Penta 100 h.p. 4 cylinder petrol engines give speed of approx. 20 knots.

Twin BB-100 Volvo Penta petrol engines also available for Royal Cruiser IV.



Construction

Round bilge, carvel construction, built of finest selected mahogany on oak timbers with teak decks. Only the highest quality materials are used in the construction and finish of these crafts. Safety glass throughout; stainless steel pulpit.

Standard equipment

Mattresses (foam)	Teleflex controls
Curtains	Ice box
Electric lighting	Engine extractor fan
Electric navigation lights	Electric bilge pump
Windscreen wiper	Boat hook
Helmsman's seat	Cradle

Dimensions

Sleeping capacity	4	
Length over all	30 ft.	9.06 m.
Beam	10 ft. 2 in.	3.11 m.
Draft	2 ft. 6 in.	0.75 m.
Height from waterline	10 ft. 2 in.	3.10 m.
Headroom	6 ft. 1 in.	1.85 m.
Weight	3.5 tons approx.	ca 3.5 ton.
Fuel capacity	2 x 44 gallons	2 x 200 l.
Water capacity	27 gallons	125 l.
Decks	teak	
Cockpit floor	vinyl	
Length of berths, approx.	6 ft. 5 in.	1.95 m.





ROYAL CRUISER III

Control position showing Teleflex controls and steering with well laid-out panel.



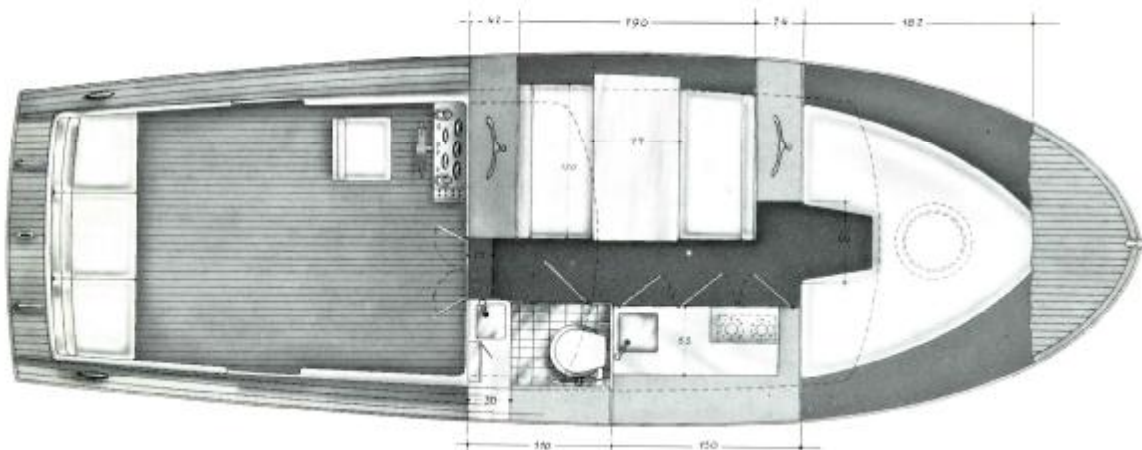
Modern galley with stainless steel sink, ice box, cooker and excellent stowage. Great attention has been paid to the requirements of the ship's wife.



The dinette, convertible to double berth, gives plenty of space for four persons. Ample stowage space beneath the seats.

The outline drawing shows the fine lines of this excellent sea boat. Seaworthiness and soft riding properties are acclaimed by all owners of the Royal Cruiser III. Testimony of seaworthiness is the feat of Tore Comstedt, who won the 1964 Pavillon d'Or in a Royal Cruiser I and thereafter chose the Royal Cruiser III for 1965, when he again won this demanding rally, covering 3,528 miles within thirty days.

General arrangement plan shows the excellent accommodation. The forepeak provides two comfortable single berths, or one double with the addition of a cushion between. There is a good hanging locker and if required this area can be curtained off for privacy. The saloon is spacious, the dinette being convertible to another double berth, with stowage beneath. The galley has large working surface, cooker and ice box. Toilet compartment contains w.c. and wash basin. Roomy self-draining cockpit has helmsman's seat with comfortable stern seat and very roomy after locker.





Delightful after stateroom with wide berths, wardrobe, dressing table and mirror. This cabin is ideal for a quiet siesta or to allow a peaceful night for the children while parents entertain forward.



Everything which can be thought of to provide maximum comfort has been taken care of.

STOREBRO BRUKS AKTIEBOLAG

STOREBRO - SWEDEN - TEL. 0492-301 60 - CABLE "STOREBROBRUK" VIMMERBY

