



STOREBRO
Royal Cruiser






Storebro Royal Cruiser 500

Specifications

L.o.a.....	approx	15.10 m	49'7"
(exclusive of pulpit and swimming platform)			
Beam.....	approx	4.55 m	14'11"
Draft.....	approx	1.20 m	3'11"
Displacement.....	approx	16 tons-35,200 pounds	
(without fuel and water)			
Fuel capacity.....	approx	2x1500 l	2x330 imp. gallons 2x396 US gallons
Fresh water capacity.....	approx	800 l	176 imp. gallons 211 US gallons
Electrics.....		24 V	
Batteries			
Engines.....		170 Ah (24 V)	
Consumption.....		220 Ah (24V)	
Engines.....		Twin Volvo Penta diesels or Detroit diesels	






Storebro Royal Cruiser 470

Specifications

L.o.a.	approx	14.20 m	46'7"
(exclusive of pulpit and swimming platform)			
Beam	approx	4.55 m	14'11"
Draft	approx	1.20 m	3'11"
Displacement	approx	15.5 tons—34,200 pounds	
(without fuel and water)			
Fuel capacity	approx	2x1500 l	2x330 imp. gallons 2x396 US gallons
Fresh water capacity	approx	800 l	176 imp. gallons 211 US gallons
Electrics		24 V	
Batteries			
Engines		170 Ah (24 V)	
Consumption		220 Ah (24 V)	
Engines		Twin Volvo Penta diesels or Detroit diesels	

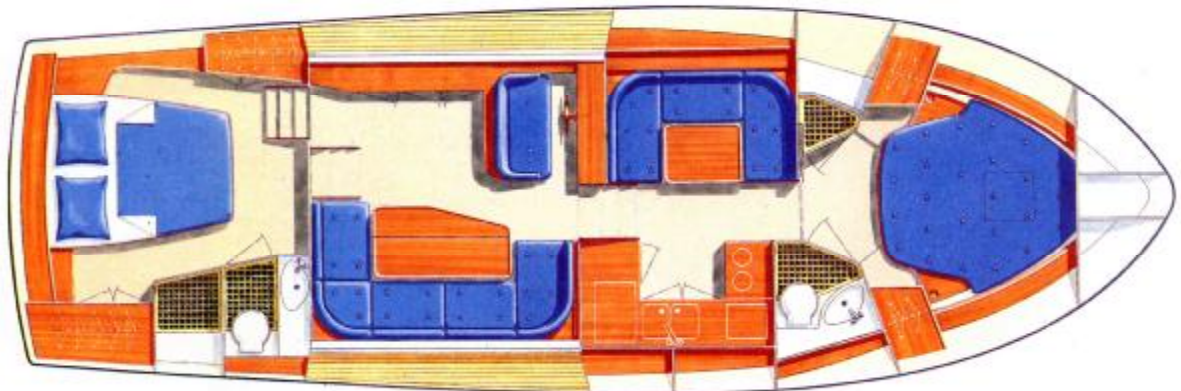





Storebro Royal Cruiser 400

Specifications

Lo.a.....	approx	12.01 m	39'8"		
(exclusive of pulpit and swimming platform)					
Beam.....	approx	4.05 m	13'4"		
Draft.....	approx	1.20 m	3'11"		
Displacement.....	approx	11 tons			
(without fuel and water)					
Fuel capacity.....	approx	2x800 l	2x175 imp. gallons	2x211 US gallons	
Fresh water capacity.....	approx	600 l	132 imp. gallons	158 US gallons	
Electrics.....		24 V			
Batteries.....		2x170 Ah			
Engines.....		Twin Volvo Penta diesels			

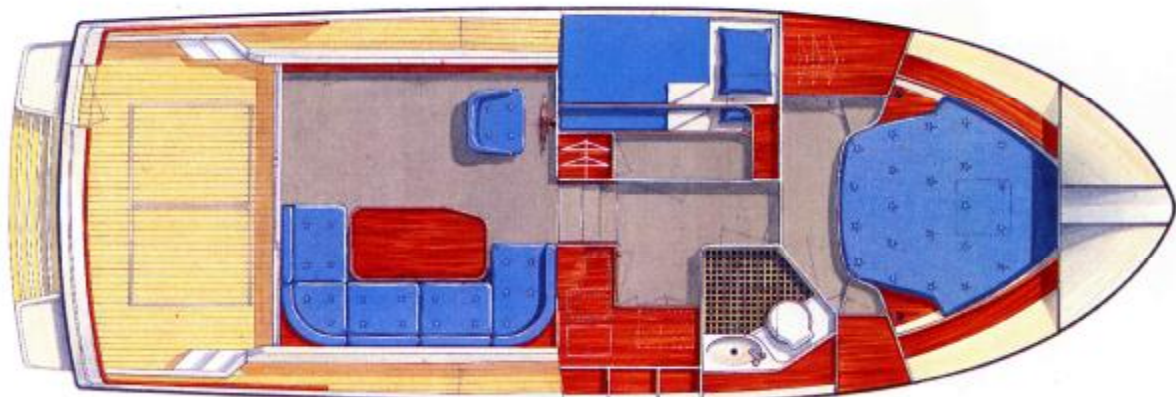




Storebro Royal Cruiser 340 Biscay

Specifications

Lo.a.....	approx	10.23 m	33'7"
(exclusive of pulpit and swimming platform)			
Beam.....	approx	3.77 m	12'4"
Draft.....	approx	1.10 m	3'7"
Displacement.....	approx	7 tons	
(without fuel and water)			
Fuel capacity.....	approx	2x500 l	2x110 imp. gallons 2x132 US gallons
Freshwater capacity.....	approx	400 l	88 imp. gallons 106 US gallons
Electrics.....		12 Volts	
Batteries.....		3x170 Ah	
Engines.....		Twin Volvo Penta diesels	

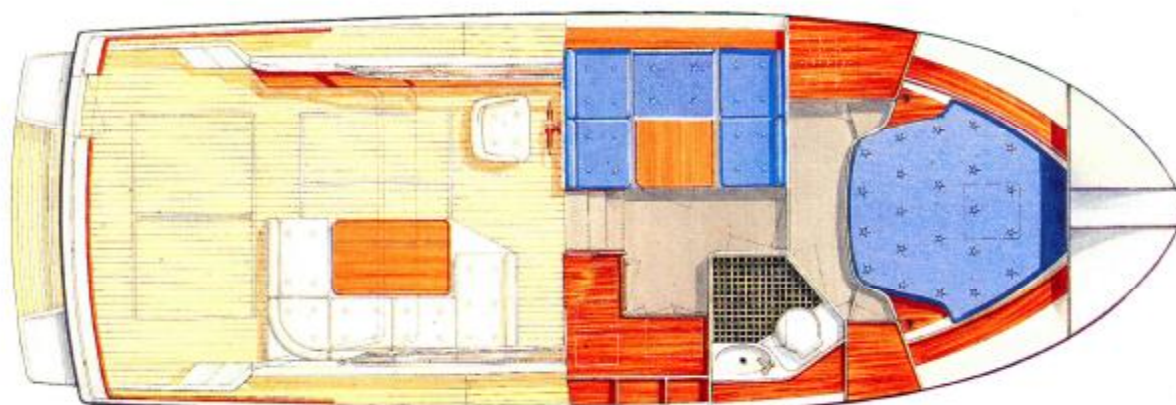




Storebro Royal Cruiser 340 Adriatic

Specifications

Lo.a.....	approx	10.23 m	33'7"
(exclusive of pulpit and swimming platform)			
Beam.....	approx	3.77 m	12'4"
Draft.....	approx	1.10 m	3'7"
Displacement.....	approx	7 tons	
(without fuel and water)			
Fuel capacity.....	approx	2x500 l	2x110 imp. gallons 2x132 US gallons
Freshwater capacity.....	approx	400 l	88 imp. gallons 106 US gallons
Electrics.....		12 V	
Batteries.....		3x170 Ah	
Engines.....		Twin Volvo Penta diesels	

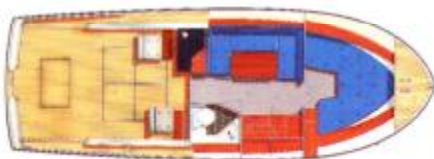





Storebro Royal Cruiser 31

Specifications

L.o.a.....	approx	9.30 m	30'6"
(exclusive of pulpit and swimming platform)			
Beam.....	approx	3.20 m	10'6"
Draft.....	approx	0.95 m	3'1"
Displacement.....	approx	4-5.5 ton	
(without fuel and water)			
Fuel capacity.....		2x325 l	2x72 imp. gallons
Fresh water capacity.....		200 l	44 imp. gallons
(Baltic.....)		2x140 l	2x31 imp. gallons
Electrics.....		12 V	
Batteries.....		3x170 Ah	
Engines.....		Twin Volvo Penta diesels	



Storebro Royal Cruiser 31 Adriatic



Storebro Royal Cruiser 31 Baltic



Storebro Royal Cruiser 31 Biscay



Storebro 34 Workboat

Specifications

Loa.....	approx	10.35 m	34'
Beam.....	approx	3.30 m	10'10"
Draft.....	approx	1.0 m	3'3"
Height of working deck:			
over water line.....	approx	0.6 m	2'
Displacement.....	approx	6 tons	6 tons
(without fuel and water)			
Fuel capacity.....	approx	2x500 l	2x110 imp. gallons
Fresh water capacity.....	approx	2x140 l	2x30 imp. gallons
Engines:		Twin Volvo Penta diesels	



STOREBRO
Royal Cruiser

S-590 83 STOREBRO, SWEDEN - PHONE +46 492 30160 - TELEFAX +46 492 30300