

The STOREBRO ROYAL CRUISERS



STOREBRO
Royal Cruiser

We have been building boats for almost half a century. Boats with elegance, comfort and seaworthiness far above the ordinary.

Every single STOREBRO ROYAL CRUISER is a unique piece of craftsmanship, created as part of a boat-building tradition reaching back to the classical lines of the wooden boats of yesteryear. Our genuine, old-fashioned craftsmanship goes hand in hand with the best that modern technology can offer — advanced computerized systems for hull design, woodworking and interior design.



The know-how and experience of generations of craftsmen are built into every one of our boats. The results are impressive, as you will see from the high quality woodwork, the superb attention to detail and the unbelievable finish.

Every component, every system and every piece of material is carefully selected to work in perfect coordination. Building boats in this way takes time and patience, a feeling for materials and methods and respect for one's work. But it is the only way we know.




This brochure can only give you a small indication of the results of our efforts. The full impact of the Storebro feeling can only be experienced in reality, on board a STOREBRO ROYAL CRUISER.

There are Storebro dealers in all parts of the world. Visit one and step onboard!
You won't be disappointed.



STOREBRO ROYAL CRUISER 340



The Storebro Royal Cruiser 340 is a modern, clean-lined Storebro boat. A roomy 34-footer. Safe, beautifully laid out and very comfortable. Perfect in every detail. With woodwork of the highest order. Built with that genuine Storebro feeling.

A modern boat, built to meet the demands of tough marine environments, and to satisfy the most discerning sailors.

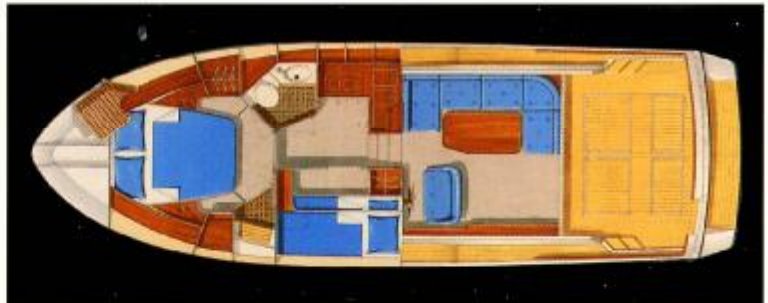


STOREBRO ROYAL CRUISER 380

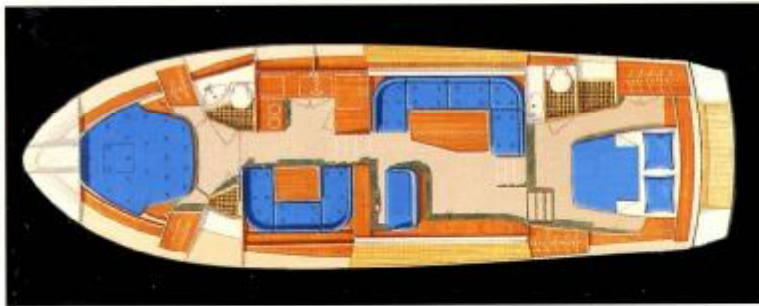


The Storebro Royal Cruiser 380 Biscay is the first of a new generation of boats from Storebro. It features a completely new hull design, with a deeper V-shape and propeller tunnels, to cope with more powerful engines and higher speeds, while retaining the same steady performance. The reverse sheer stern and gull-wing mast on the flying bridge are other noticeable characteristics of these new models.

The interior is typical Storebro — a perfect balance of unique woodwork and functional design.



STOREBRO ROYAL CRUISER 420




The Storebro Royal Cruiser 420 Baltic is the big sister of the SRC 380 Biscay. The extra four feet of length has been well used to provide space for a very roomy aft cabin with shower and toilet, and a larger aft deck.

The elevated aft deck affords direct access to the flying bridge.

The interior provides the well known Storebro feeling — a spacious and practical boat, in a setting of handsome wood.

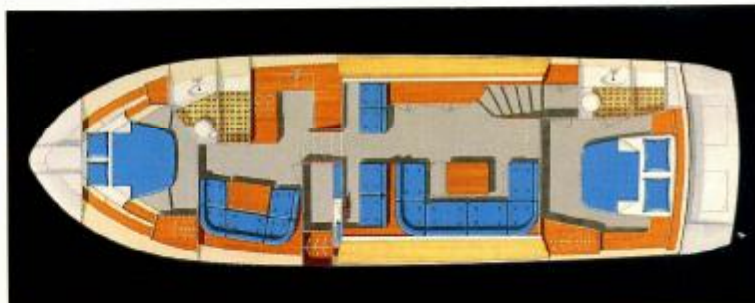


STOREBRO ROYAL CRUISER 500



The Storebro Royal Cruiser 500 is the ideal boat when you need more space and wish to sleep more people. The SRC 500 has an extra guest cabin midships (see layout plan), making a total of three separate sleeping accommodations.

The large deck saloon and the generous aft deck are on the same level to provide ample room for socializing and entertaining.



STOREBRO ROYAL CRUISER 730



The Storebro Royal Cruiser 730 is a real motor yacht. Designed to meet the most stringent marine demands, as well as the simplest everyday needs. Fully in line with Storebro's policy of building superbly seaworthy boats, with beautiful woodwork, the Storebro Royal Cruiser 730 combines advanced technology and a modern hull design with a traditionally crafted, exclusive wooden interior and beautiful wooden deck.

As you will see from the layout plan shown here, the SRC 730 offers enormous possibilities. Two layout choices are offered, both with fittings and equipment of the very highest order.



The Storebro Royal Cruisers

S P E C I F I C A T I O N S



STOREBRO ROYAL CRUISER 340

L.o.a.	10.23 m (33'7")
Beam	3.77 m (12'4")
Draft	1.10 m (3'7")
Displacement	7 tons (without fuel and water)
Fuel capacity	2 x 500 l (2 x 110 UK gall./2 x 132 US gall.)
Fresh water capacity	400 l (88 UK gall. / 106 US gall.)
Batteries	3 x 170 Ah
Electrical system	12 V
Engines	2 x Volvo Penta diesels



STOREBRO ROYAL CRUISER 730

L.o.a.	22.20 m (73')
Length waterline	19.50 m (64')
Beam	5.90 m (19'4")
Draft	1.70 m (5'7")
Freeboard	forward: 2.05 m (6'9") aft: 1.80 m (5'11")
Displacement empty	40 tons
Displacement fully loaded	50 tons
Fuel capacity	8.000 l (1.750 UK gall. / 2.115 US gall.)
Fresh water capacity	2.500 l (548 UK gall. / 660 US gall.)
Standard engines	2 x MAN 2842 LZE diesels 1100 HP each with ZF V-drive



STOREBRO ROYAL CRUISER 380

L.o.a.	11.43 m (37'6")
Beam	3.77 m (12'4")
Draft	1.0 m (3'4")
Displacement	8/9 tons (without fuel and water)
Fuel capacity	2 x 500 l (2 x 110 UK gall./2 x 132 US gall.)
Fresh water capacity	400 l (88 UK gall. / 106 US gall.)
Batteries	3 x 170 Ah
Electrical system	12 V
Engines	2 x Volvo Penta diesels



STOREBRO ROYAL CRUISER 420

L.o.a.	12.88 m (42'3")
Beam	4.20 m (13'9")
Draft	1.20 m (3'11")
Displacement	12 tons (without fuel and water)
Fuel capacity	2 x 800 l (2 x 175 UK gall./2 x 211 US gall.)
Fresh water capacity	600 l (132 UK gall. / 158 US gall.)
Batteries	2 x 170 Ah
Electrical system	24 V
Engines	2 x Volvo Penta diesels



STOREBRO ROYAL CRUISER 380 SPORTFISHERMAN

L.o.a.	11.43 m (37'6")
Beam	3.77 m (12'4")
Draft	1.0 m (3'4")
Displacement	8/9 tons (without fuel and water)
Fuel capacity	2 x 500 l (2 x 110 UK gall./2 x 132 US gall.)
Fresh water capacity	400 l (88 UK gall. / 106 US gall.)
Batteries	3 x 170 Ah
Electrical system	12 V
Engines	2 x Volvo Penta diesels



STOREBRO ROYAL CRUISER 500

L.o.a.	15.10 m (49'7")
Beam	4.55 m (14'11")
Draft	1.20 m (3'11")
Displacement	16/18 tons (without fuel and water)
Fuel capacity	2 x 1.500 l (2 x 330 UK gall./2 x 396 US gall.)
Fresh water capacity	800 l (176 UK gall. / 211 US gall.)
Batteries	Engines: 170 Ah — Consumption: 220 Ah
Electrical system	24 V
Engines	2 x Volvo Penta or MAN diesels



STOREBRO ROYAL CRUISER 34 SPORT

L.o.a.	10.35 m (34')
Beam	3.30 m (10'10")
Draft	1.0 m (3'3")
Displacement	5 tons (without fuel and water)
Fuel capacity	2 x 500 l (2 x 110 UK gall./2 x 132 US gall.)
Fresh water capacity	200 l (44 UK gall. / 53 US gall.)
Batteries	3 x 170 Ah
Electrical system	12 V
Engines	2 x Volvo Penta diesels

*Certain extra equipment may appear in the pictures.
The manufacturer reserves the right to make alterations without prior notice.*

Powered by
VOLVO PENTA

